

# REMOTE SERVICES

Career Development Practice in Unprecedented Times

---

Tannis Goddard, MA  
tannis@mixtmode.com



MIXTMode  
CERIC  
Advancing Career Development in Canada  
Promouvoir le développement de carrière au Canada

1



2

## Current Reality of Practice and Demand during COVID-19



3

# Remote

---

/rə'mōt/ • *adjective*

1. something that is far away in time or place
2. separated by an interval or space greater than usual
3. far apart, situated at some distance away
4. distant in relationship or connection

4



# Our Calling & Responsibility

create social connection  
foster community  
encourage hope

5

## Session Goals



Explore the shift and implications of remote operations.



Engage with a pedagogical design model for effective remote services and tools for delivery.



Consider strategies for creating rapport and building a strong working alliance in remote practice.

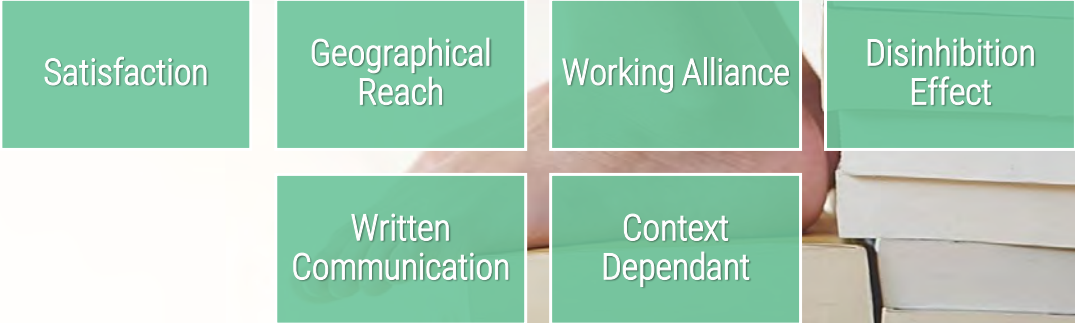


Explore ethical considerations related to remote and online practice.

6




w h a t  
RESEARCH  
tells us...



7

Remote  
Operations



8



Communication structures and mechanisms are different.

How a Client interfaces with you and accesses information has completely changed.

Webinar Poll

9



Communicating what you are OFFERING

Pathways for Clients seeking service

Adjusting to new communication mechanisms

ATTENTION:

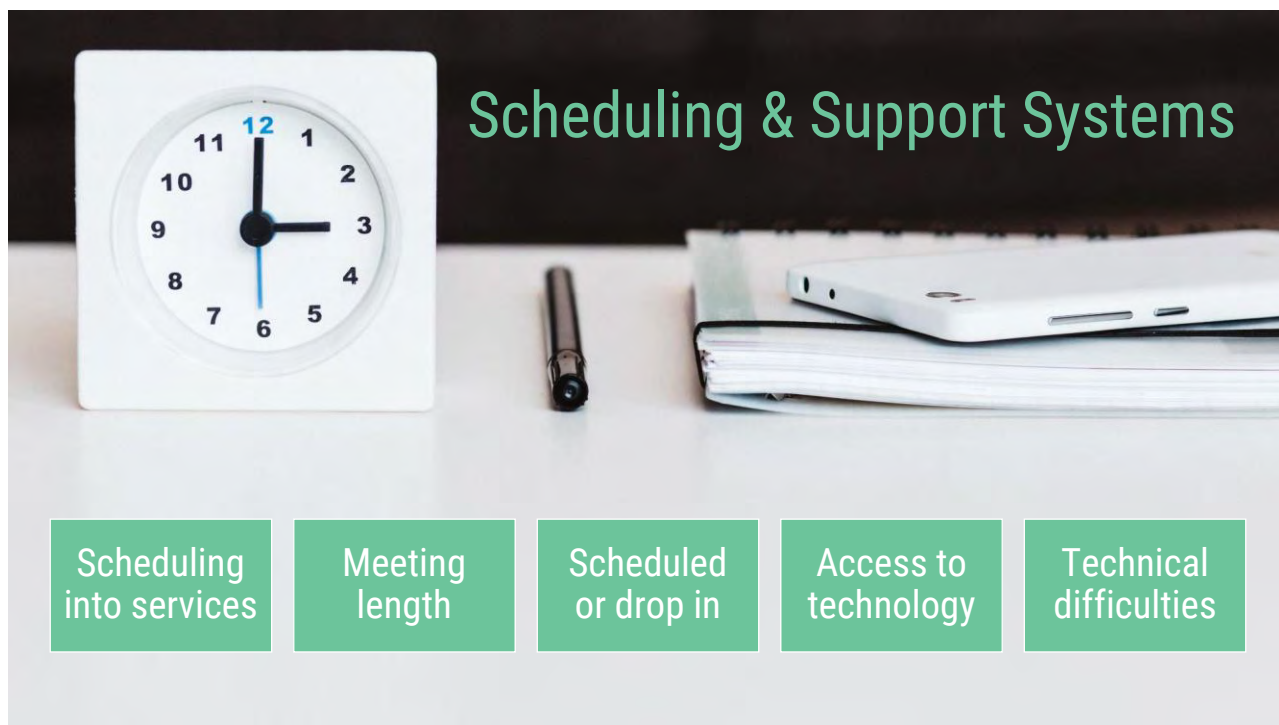
Due to COVID- 19,  
our store is closed  
to the public.

HOWEVER

Phone orders with  
curbside pickups  
available

(709) 726-9663

10



11

## 3 Guiding Operational Questions

- 1 What are you trying to **accomplish short term**? Should services be introduced in **phases**? Both in terms of **number** of services and in terms of **depth** of each service?
- 2 What is **feasible** with the following in mind – client access to technology, staff compliment, funds for technology, availability of staff. How can you **keep it simple** with what you have **and then add** as operational systems get worked out?
- 3 What decisions do you want to make for **long-term continuity and growth** in this area? As you assess tech choices and supporting staff decisions, think about how that might **impact your operations beyond this immediate crisis**.

12

# Designing Remote Services



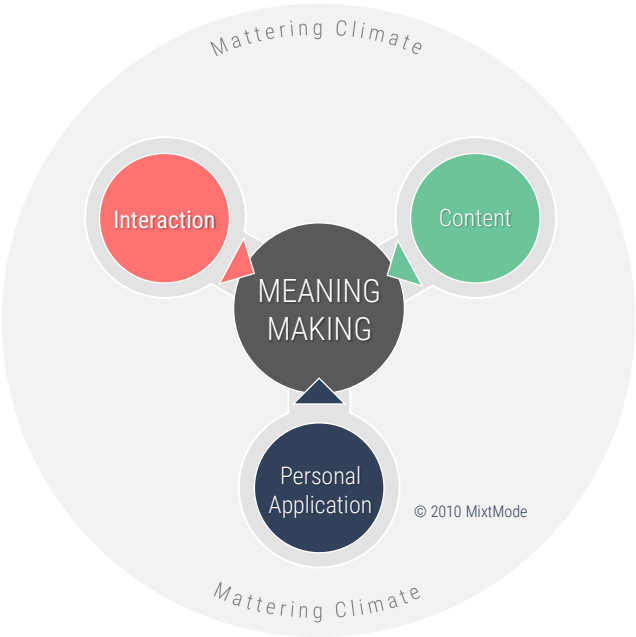
13

# DESIGN

Creating an environment for interaction  
and learning to occur.

Littleton & Hakkinen, 1999

14



Mattering Climate: Amundson, N. (1998 & 2004)

15

## MULTIMODAL CAREER LEARNING PEDAGOGY

**Interaction**  
Communicate with e-Practitioner and/or other Clients, verbally and in writing, to increase reflection, meaning making and action-taking.

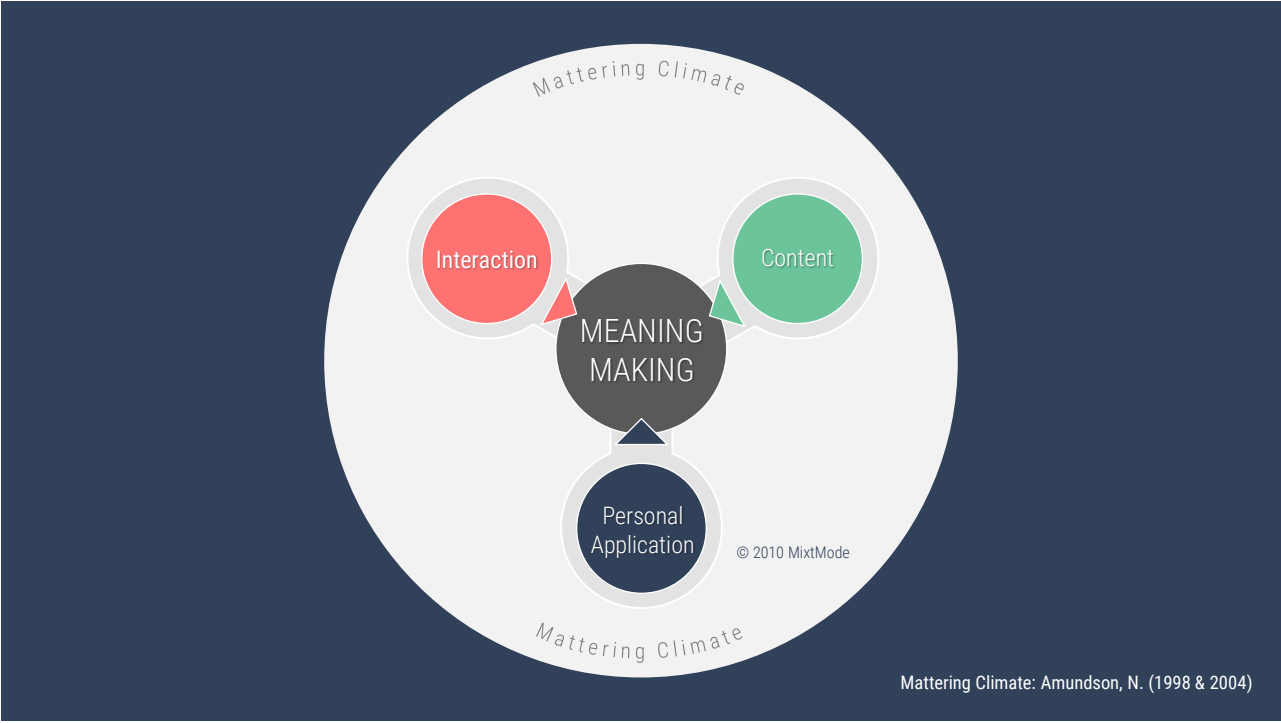
**Content**  
Explore relevant career learning concepts, through creative presentation

**Personal Application**  
Engage in activities to apply concepts to self

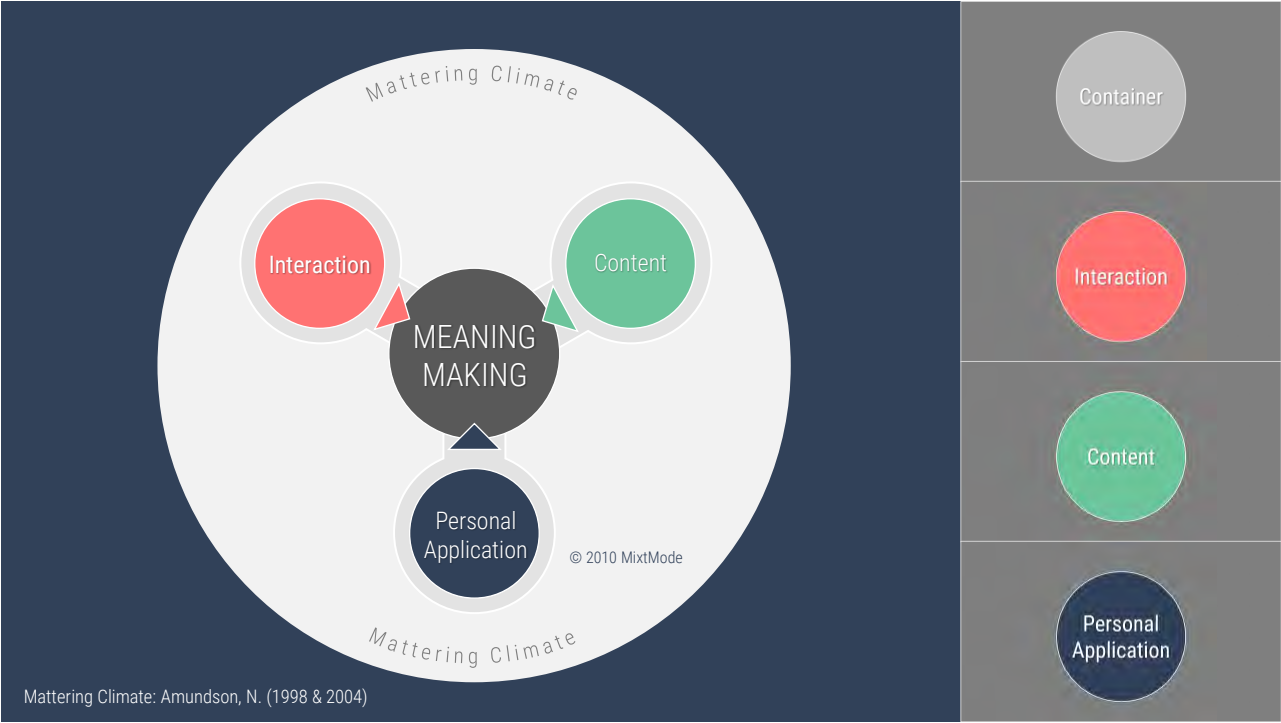


16





17



18

# Container

19

## Create a Container

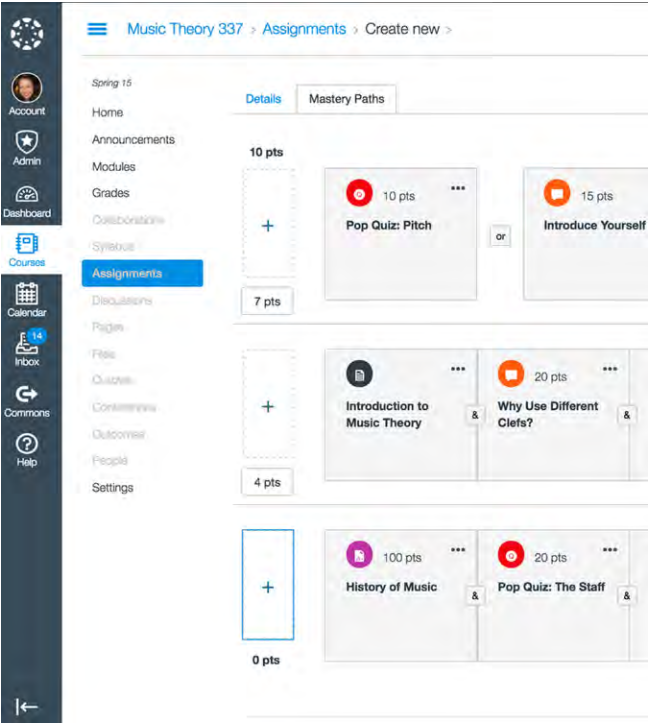
Organized, easy  
access to online tools  
and resources.

20

# Canvas – LMS

Robust learning platform that offers video and other collaborative features for structured online learning and Practitioner feedback.

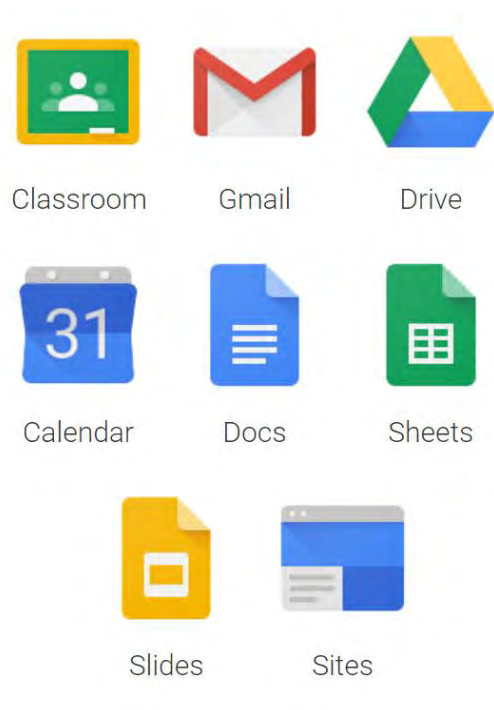
21



# Google Suite

Suite of communication tools to streamline storage, classrooms, docs, slides, forms, video meetings.







22



# Hyperdocs

A digital document that can be created with links, processes, and space for a client to add information. The document can serve as a hub for a single topic or learning objective. Create your own or search the web for templates.

23

	<b>Engage</b> To <b>engage</b> students at the beginning of a lesson, insert video, image, quote, or another inspirational hook in this box.
	<b>Explore</b> Curate a collection of resources (articles, videos, infographics, text excerpts, etc.) for students to <b>explore</b> a topic.
	<b>Explain</b> Use this section of the HyperDoc to <b>explain</b> the lesson objective through direct instruction using your favorite web tool, or gather students together to teach the content.
	<b>Apply</b> Create an assignment for students to <b>apply</b> what they learn by using web tools to create, collaborate, and/or connect beyond the classroom.
	<b>Share</b> Collect student work to provide feedback, and/or include a section for students to <b>share</b> work with an authentic audience.
	<b>Reflect</b> Include an opportunity for face-to-face or digital <b>reflection</b> to guide students along their learning progression and set new goals.
	<b>Extend</b> Add links to more activities and online resources to <b>extend</b> the learning.

# Thinglink

Tool that turns images into online interactive graphics. Videos, activities, sites and other tools can be linked to an image which can be used to create a hub.

24

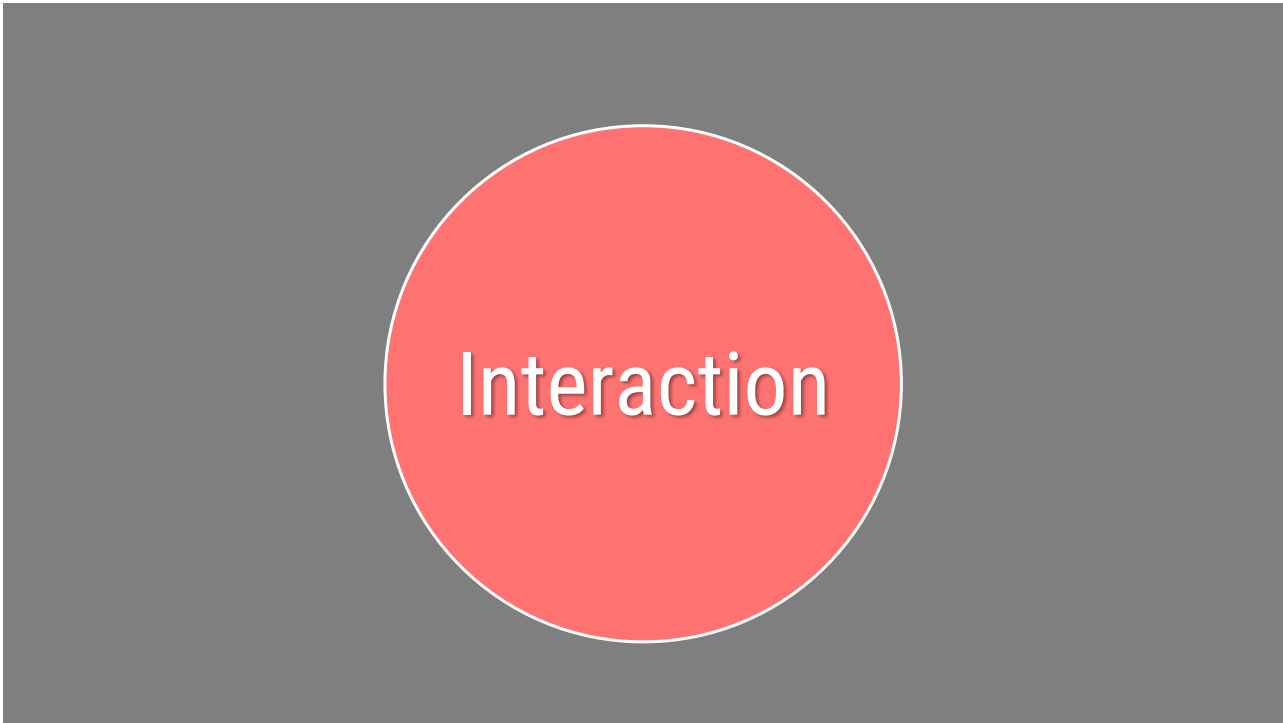
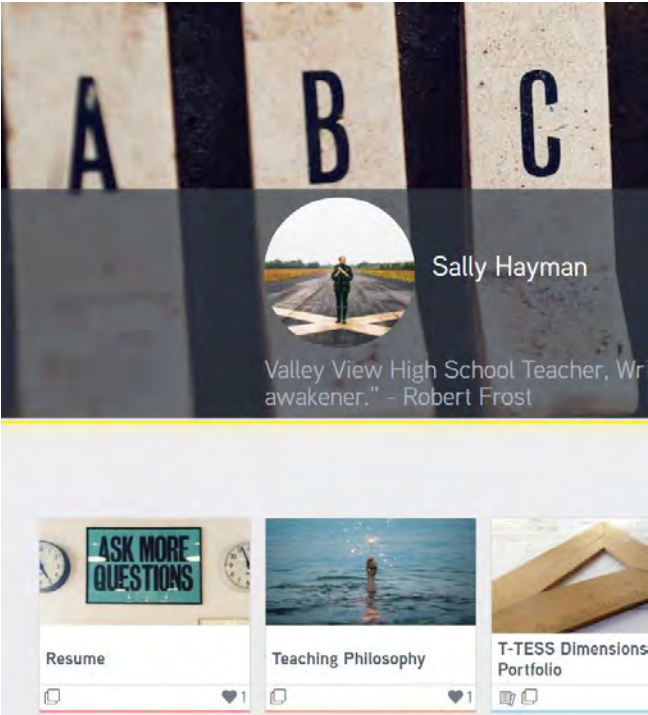




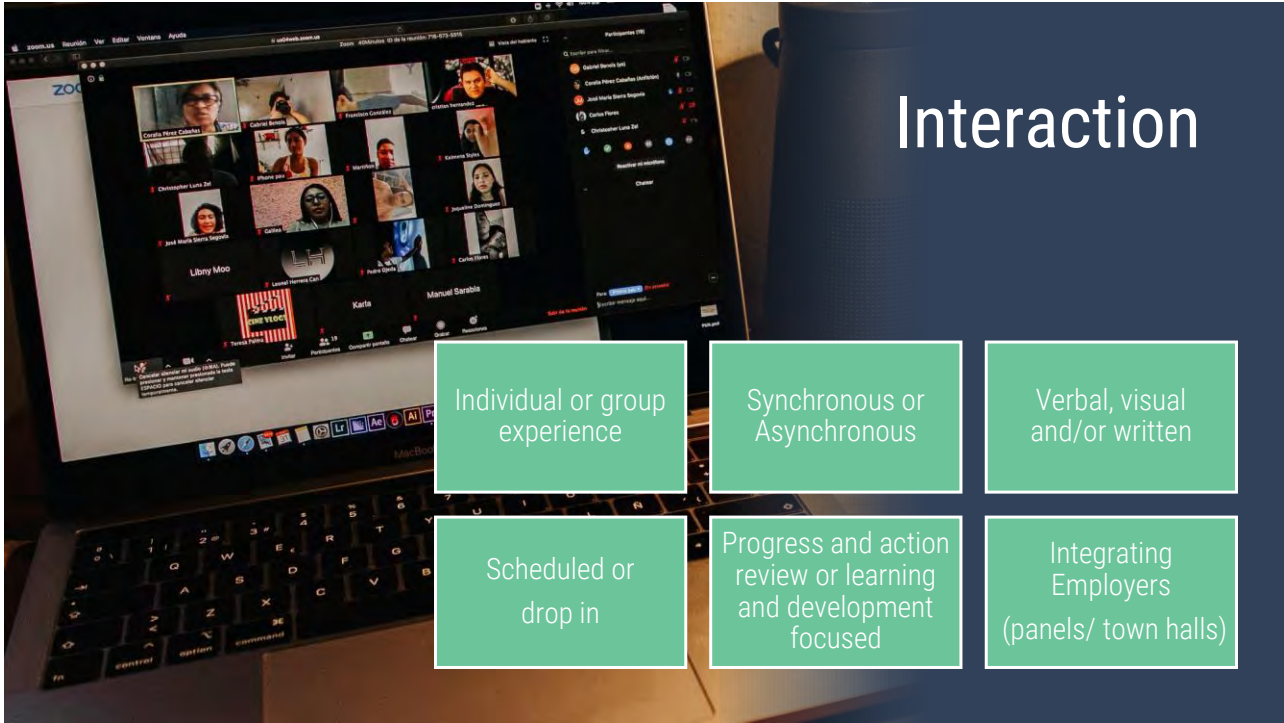
# Bulb

Used to create digital portfolios. Portfolios can serve as a central hub. Organize and showcase resources, activities and link to other tools.

25



26



27

# Live Video Conference

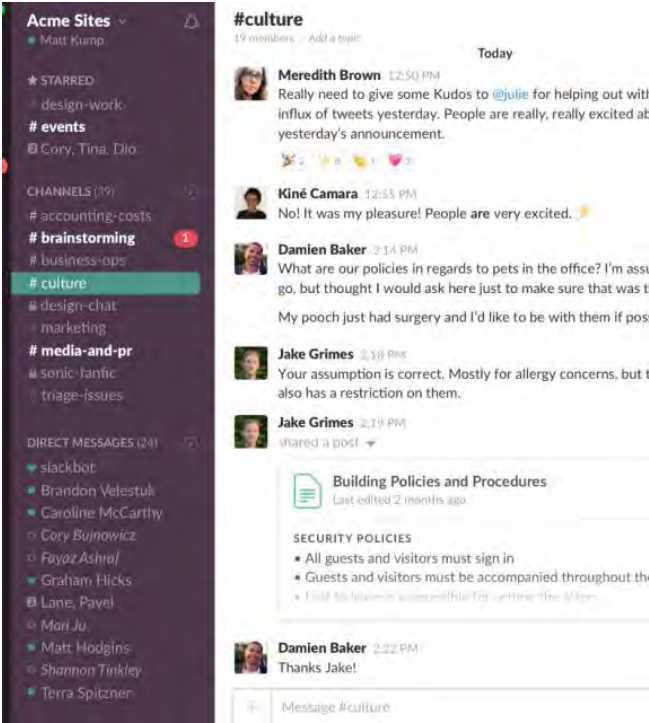
- Google Hangouts
- Zoom
- GoTo Meeting
- Skype
- Microsoft Teams
- Big Blue Button
- Blue Jeans

28

# Slack

Chat tool to support remote team collaboration.

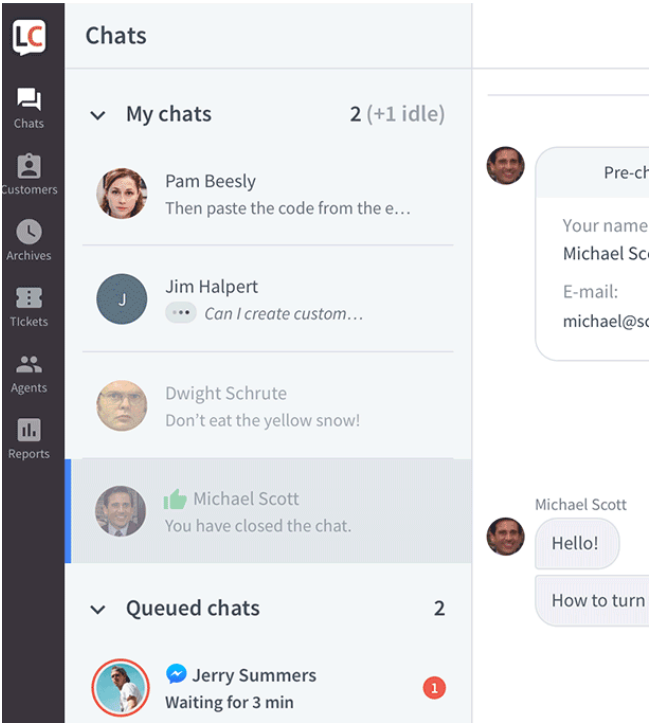
29



30

# LiveChat

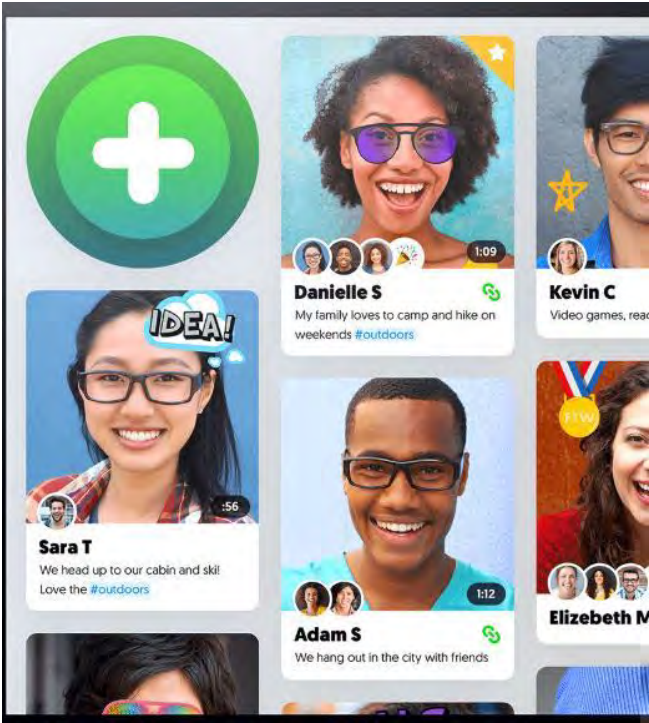
Chat tool for incoming client inquiries. Can set to contact forms when chat is not being monitored.



Flipgrid

Video based discussion boards. Practitioners and Clients can post short videos around single topics, as progress reports, or to showcase new developments. Flipgrids can be created for a group or an individual Client.

31



Mindmeister

An online mind mapping tool that can be used to generate new ideas with Clients.

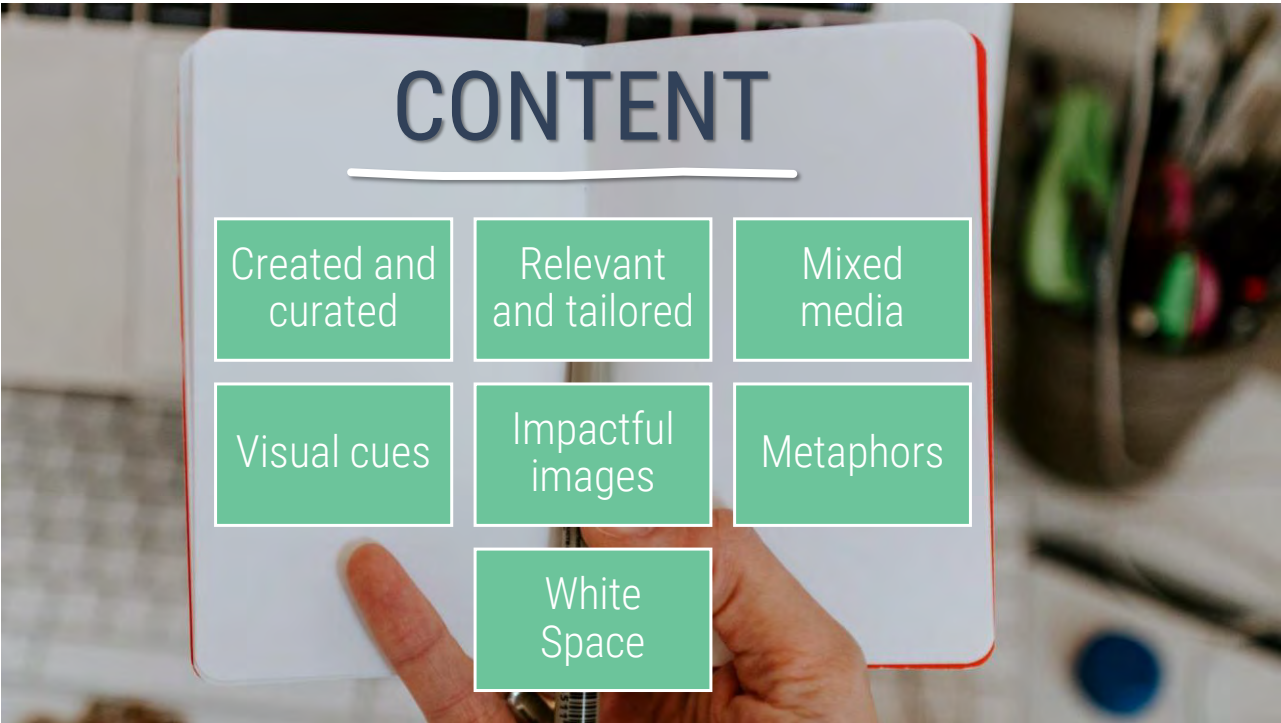
32







33



34

# COVID-19 Content

Relief and mental wellness resources

Immediate, in demand, labour market options & job openings

Career Reshaping

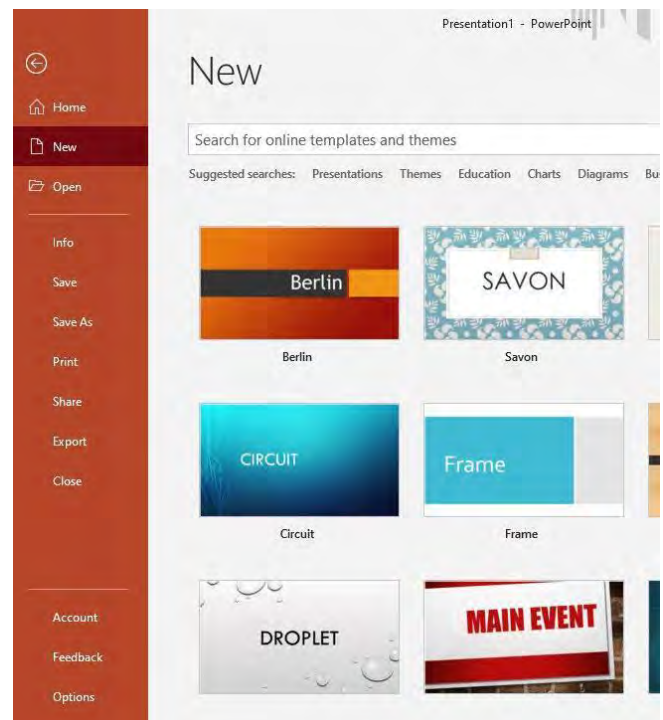
Skill building for the future

Navigating change and building resilience and hope

35

## PowerPoint

Software to create electronic presentations. When coupled with Microsoft Forms, PowerPoint can also include interactive activities for personal application.

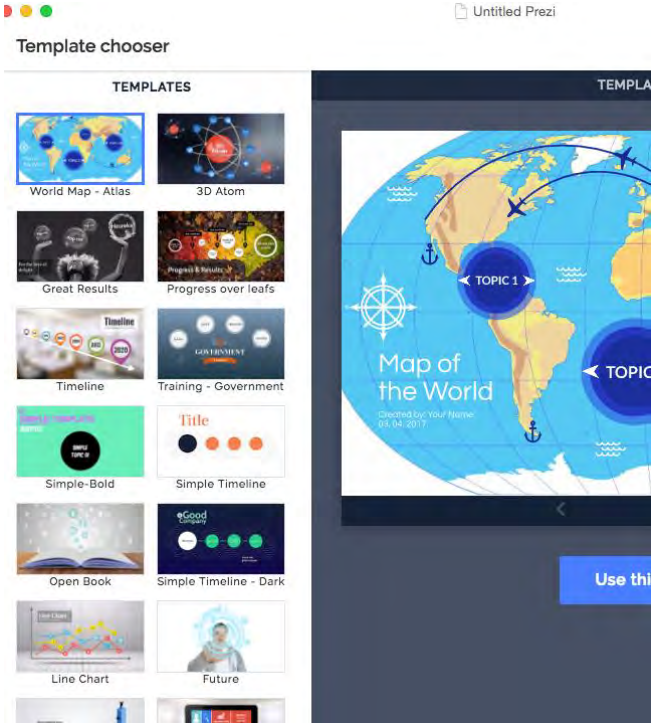


36

# Prezi

Prezi Present is used to create presentations in a more dynamic way than slides. Prezi Video also integrates you and your presentation for live presentations or allows you to record and share it.

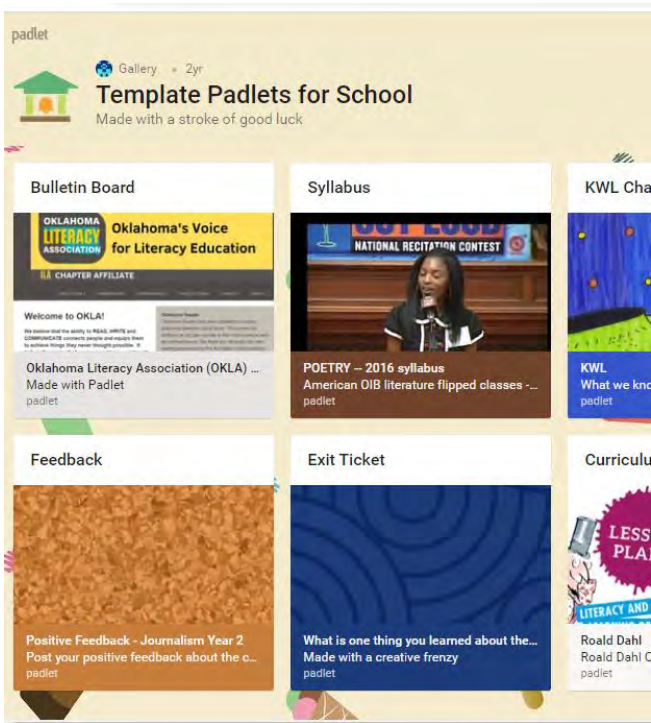
37



# Padlet

An online bulletin board with several different styles. Images, links, videos, or comments can be posted and arranged on a board. Practitioners can collaborate with clients or create interactive activities.

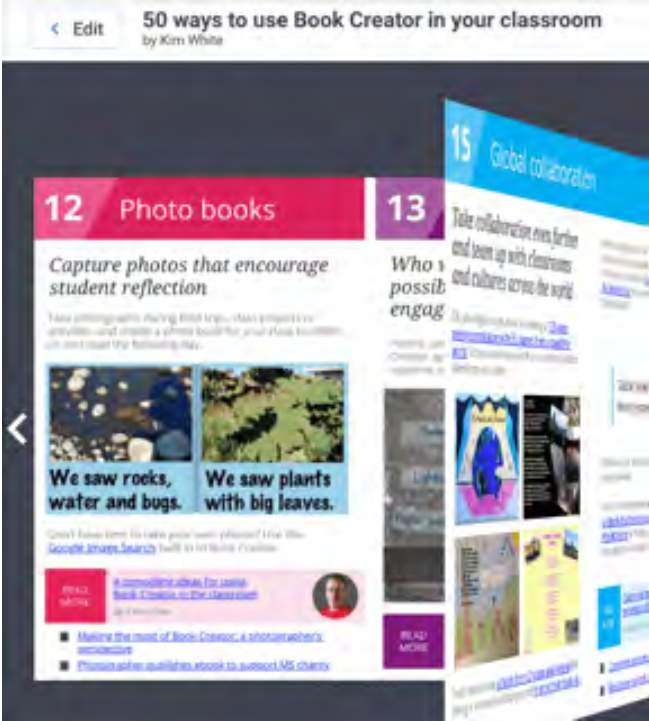
38



# Book Creator

A tool for creating digital books. Practitioners can use it to communicate career content or have clients use as a part of a personal activity for brainstorming, research or planning.

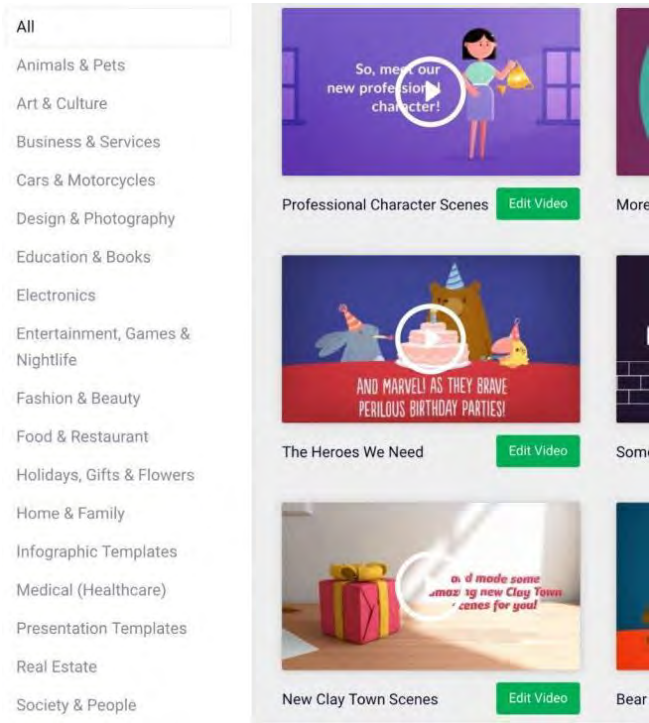
39



# Biteable

Use video templates to make content videos, explainer videos or marketing videos to prompt services.

40

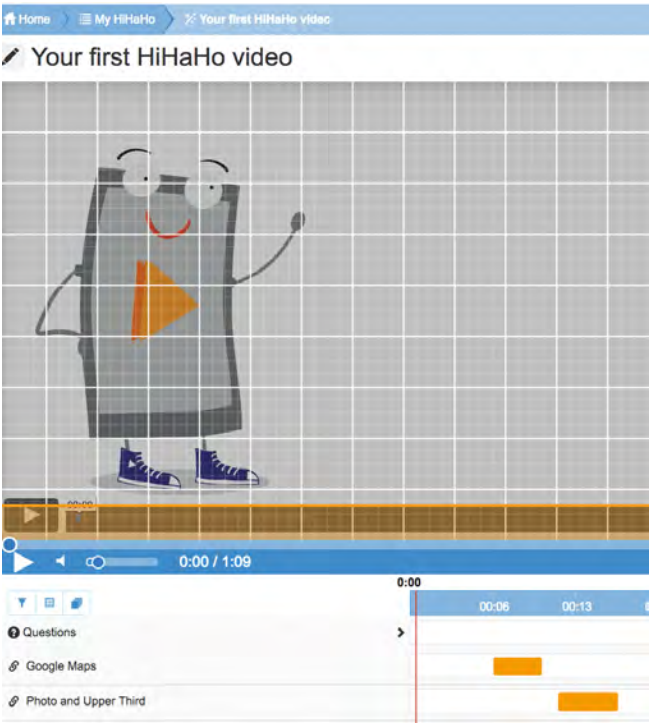




# HiHaHo

Create videos or use existing videos and overlay them with interactive features such as reflective questions.

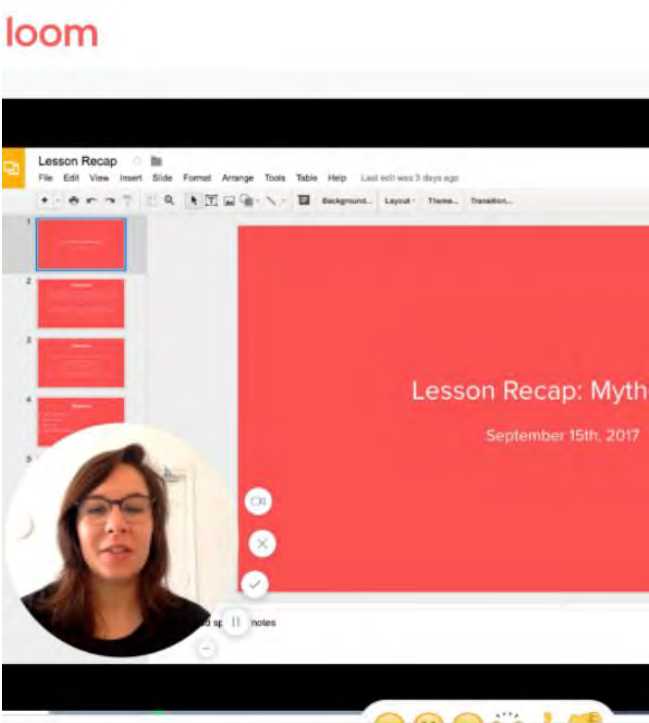
41



# Loom

Record your screen, voice and face to send short videos to clients or teams.

42



# Genially

Create presentations and infographics to explain processes to clients.

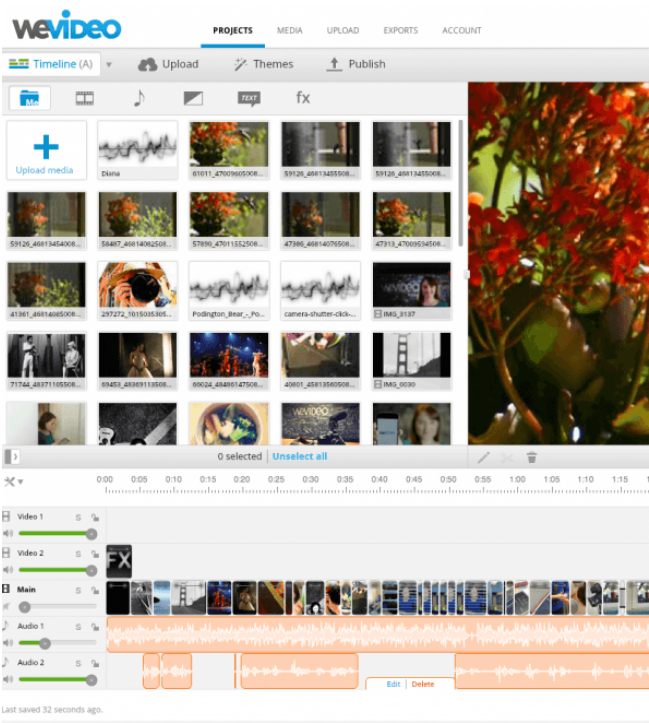
43



# Wevideo

Simplified online video editor with some good resources for remote educators. Free version to learn on and scaled pricing options.

44





45

A photograph of a young man with long brown hair and extensive colorful tattoos on his arms. He is wearing a maroon t-shirt and is looking down at a black smartphone he is holding in his left hand. His right hand is resting on his chin, with his fingers interlaced. The background is slightly blurred, showing what appears to be a window with a grid pattern.

PERSONAL APPLICATION

Activities to help Clients learn and make meaning

- Reflecting and Writing
- Worksheets and Activities
- Job Search Tool Development
- Video/Audio Visualizations
- Role Plays
- Creating portfolios and stories

46

# Microsoft or Google Forms

Online app to create surveys, polls and quizzes. This functionality can be used to create personal application activities.

47

## REGISTRATION FORM

After submitting this form you will be a registered member.

\* Required

**USER NAME \***

Your answer

**Gender \***

☐ Female

☐ Male

☐ Other:

**Email \***

Your answer

# Desmos card sort

An online activity builder. While focused on math education, the card sort activity generator can be repurposed for career learning activities.

48


# Activity Builder

A DIY tool for creating Desmos-based activities

WHAT THIS IS


Activity Builder gives you the tools to build an online, interactive Desmos-based class activity.

### START SIMPLY



Have your students write an equation for a line that goes through the point (2,4), then see the lines your students create as they graph them. You're checking a classroom set of graphs at a glance and generating something you can use for discussion at the same time.

### STEP IT UP



You'll probably find yourself wanting to know how your students wrote the equations for their lines. If so, you'll want to add a question screen. Desmos gives you a teacher dashboard that you can skim their answers as they stream in, or take a closer look while planning your next lesson.

HOW THIS WORKS

A Desmos Class Activity is essentially a sequence of screens, each with a different




# Bookwidgets

Create custom and tailored exercises using several different activity structures. Share a link with a client or embed into other content.


49

## What you can create with BookWidgets


Here are some of the activities trainers have created with BookWidgets:



Hotspot Image




Survey



Worksheet

The **Hotspot Image** widget lets you create aids during training.



BookWidgets provide a product that is leading the...

# Formative

Upload your existing document and add places for clients to reply to questions and practitioner feedback. Embed other media or content. Access a library of other documents that can be used.

50

## formative

Assignments

Profile

Classes

+ New Assignment!

Pre-made - Checks for Understanding

A Sample Formative Assessment with Responses

Quick Do Now (typed response)

Quick Exit Ticket (typed response)

Quick Show Your Work (draw response or image)

View Opening Message

View Tutorial Videos

Found a Bug?

Well

This noti

you

Questions to ask yourself to modify design along the way

- What is working well for you?
- What is working well for your Clients?
- What isn't working well?
- What is rising to the top as most important to address next?

Consider:

Format and scope of content

Length and frequency of communication

Ability to check for understanding and progress

51

Remote Practice



52



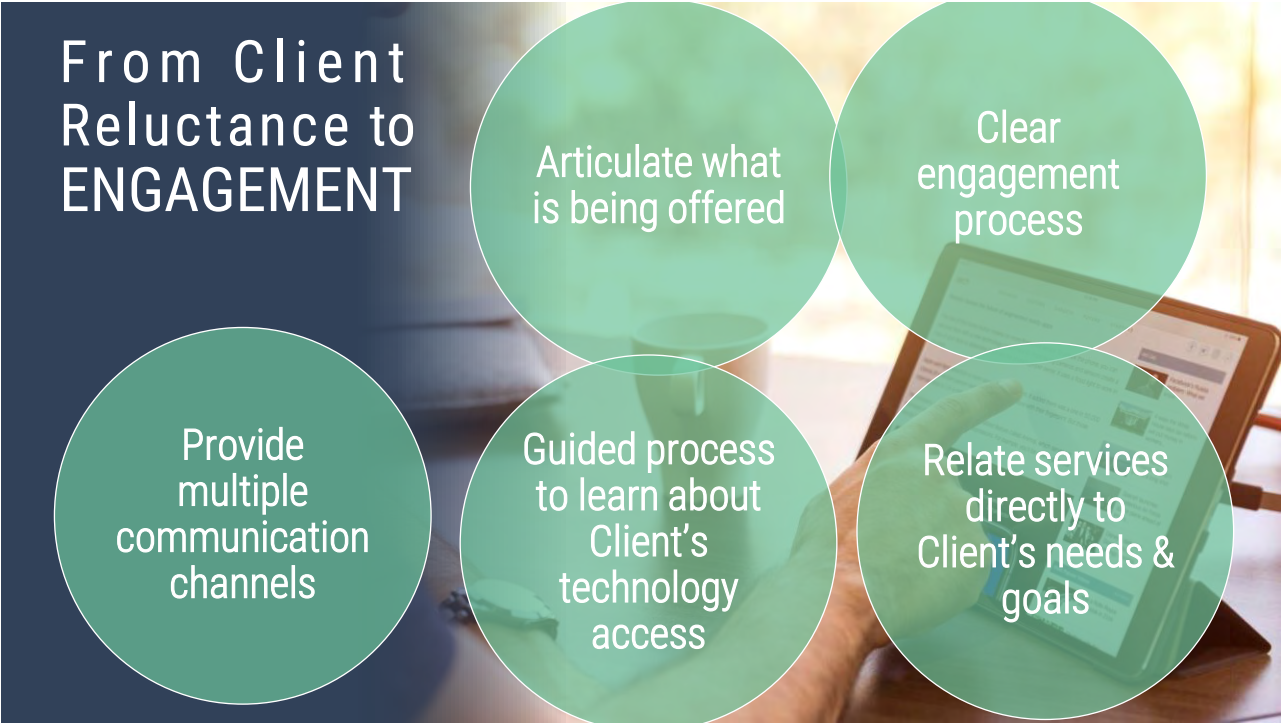
Working  
from  
home

53



Setting up  
y o u r  
WORKING  
SPACE

54



55



56



creating a  
MATTERING  
climate &  
BUILDING  
RAPPORT

Preparing Clients

Agendas

Technology Support

Preferred Channels

Weave and Connect

Summarize and revisit

Personalize

57

Remembering  
PRACTICE ROLES  
online

Assessing needs

Administrating assessments

Sharing resources

Presenting concepts

Generating ideas

Providing feedback

Developing career activities

Modeling techniques

Practicing techniques

Fostering perspective

Identifying goals, actions and next steps

Maintaining momentum

58

# Text-Based Asynchronous PRACTICE

The **rapport** between Practitioner and Client in cyberspace is developed not by reacting to another person's physical presence and spoken word, but **by entering the client's mental constructs via the written word.**

(Anthony, K. 2000, p.626)

Reflection Space

Client drives time engagement

Power of the written word

Co-constructing career stories

Permanent Record

59

# LIVE web meetings

Prepare Ahead

Technical Support Plan

Interaction

60



Customer Service & Practice

Phone app or computer-based chatbot

Career Services

Option for Drop In Services

61



62



## Remote Ethical Considerations

Sector and association ethics prevail

Data storage and security

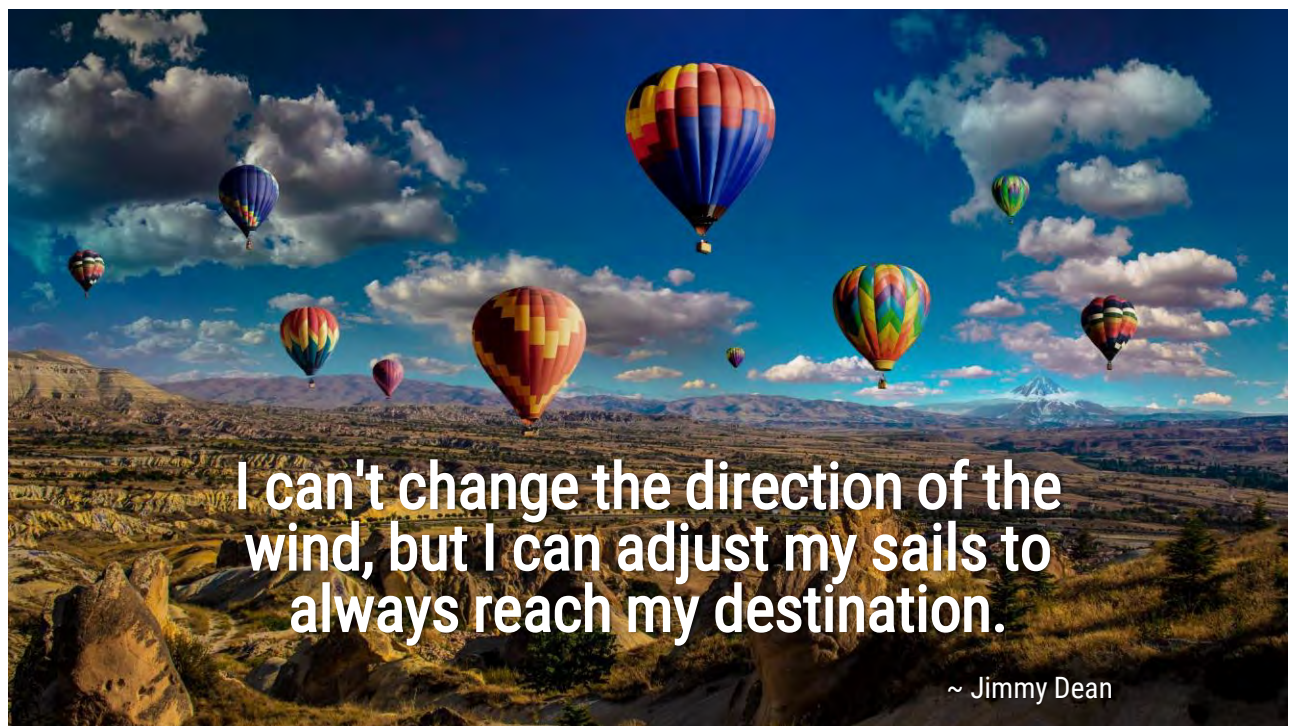
Privacy and confidentiality

Contact methods, timelines commitments & working hours

Engaging from personal spaces on different devices

Practitioner skill development, support & supervision

63



64



THANK  
YOU!

Tannis Goddard, MA  
tannis@mixtmode.com